




FORBES & WALKER TEA BROKERS PVT LTD

WEEKLY TEA MARKET REPORT

SALE NO

46

21ST/22ND
NOVEMBER 2023



Overall Market

	QTY (M/KGS)	DEMAND
Ex Estate	0.65	Improved
High and Medium	0.64	Fair
Leafy	0.70	Fair
Semi Leafy	0.75	Irregular
Tippy/Small Leaf	0.79	Good
Premium Flowery	0.06	Good
Off Grade	1.13	Fair
Dust	0.52	Firm to easier
Total	5.23	Firm

ORDER OF SALE

SALE NO : 46

21ST/22ND NOVEMBER 2023

EX-ESTATE	LG LARGE LEAF LG SMALL LEAF/BOPI/ PREMIUM	HIGH & MEDIUM/OFFGRADE /DUST
Asia Siyaka Commodities PLC	Bartleet Produce Marketing (Pvt) Ltd	Asia Siyaka Commodities PLC
Forbes & Walker Tea Brokers (Pvt) Ltd	Ceylon Tea Brokers PLC	Mercantile Produce Brokers (Pvt) Ltd
Eastern Brokers Ltd	Eastern Brokers Ltd	Forbes & Walker Tea Brokers (Pvt) Ltd
Bartleet Produce Marketing (Pvt) Ltd	John Keells PLC	Bartleet Produce Marketing (Pvt) Ltd
Lanka Commodity Brokers (Pvt) Ltd	Asia Siyaka Commodities PLC	Lanka Commodity Brokers (Pvt) Ltd
Ceylon Tea Brokers PLC	Lanka Commodity Brokers (Pvt) Ltd	Ceylon Tea Brokers PLC
Mercantile Produce Brokers (Pvt) Ltd	Mercantile Produce Brokers (Pvt) Ltd	Eastern Brokers Ltd
John Keells PLC	Forbes & Walker Tea Brokers (Pvt) Ltd	John Keells PLC

AUCTION DETAILS

AT THIS WEEK'S SALE 10,546 LOTS TOTALLING 5,235,507 KGS WERE ON OFFER. THE BREAKDOWN IS AS FOLLOWS:

	LOTS	QUANTITY
Ex Estate	631	650,989
Main Sale - High & Medium	1,485	638,060
Low Grown - Leafy	1,851	697,325
Low Grown - Semi Leafy	1,736	754,109
Low Grown - Tippy	1,689	788,728
Premium Flowery	349	57,271
Off Grades	2,245	1,130,147
Dust	560	518,878
Total	10,546	5,235,507
Re - Prints	849	425,010

SETTLEMENT DATES

24/11/2023 28/11/2023 29/11/2023

10% Payment Buyers Prompt Sellers Prompt

Quality

High & Mid Grown were barely maintained, whilst the Low Grown were similar to last.

COMMENTS

Auction offerings totalled 5.2 M/Kgs, marginally lower from the previous week's 5.4 M/Kgs. Leafy teas - most categories of tea sold at firm to dearer rates with the exception of the PEK grade, which continued to weaken further. High & Mid Grown BOP/BOPF's met with improved demand and often appreciated in value.

Ex-Estate offerings were similar to last and totalled 0.6 M/Kgs. Overall quality showed no significant change, whilst there was improved demand particularly for teas in the Below Best and Plainer categories.

In the backdrop of limited availability, BOP's often appreciated by Rs. 100 per kg and more, whilst a majority of the BOPF's appreciated by Rs. 50-80 per kg with select invoices appreciating further.

Prices for CTC teas too were maintained around last week's levels.

There was improved activity from shippers to Japan and the CIS, whilst there was less noticeable activity from shippers to the UK, the continent and South Africa.

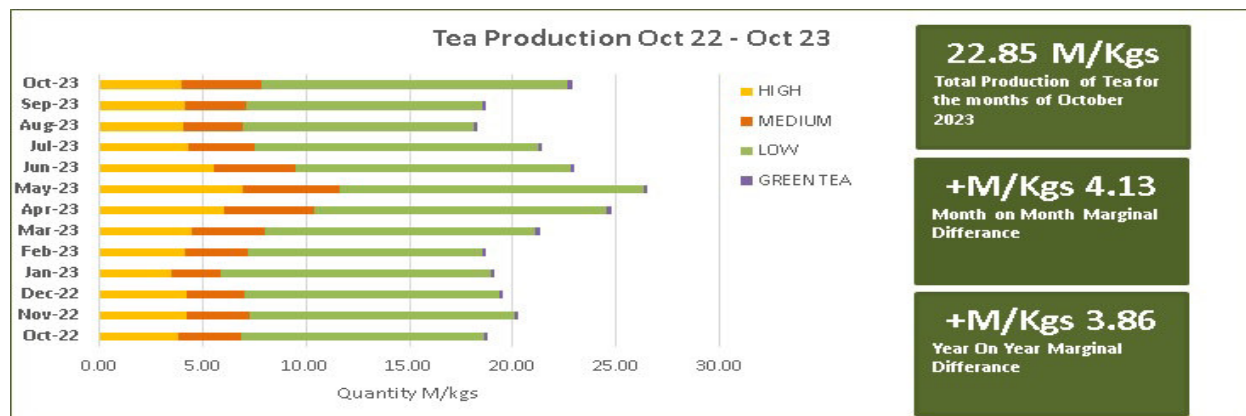
Low Grown's comprised of 2.2 M/Kgs. Tippy and Premium categories met with good demand and were dearer, whilst well-made teas in the Leafy catalogue met with fair demand and were fully firm to dearer. However, the balance were easier. Teas in the Semi-Leafy category met with lower demand.

In the Leafy catalogues, high-priced OP1/BOP1's were firm to dearer, whilst the balance sold around last levels. Teas at the bottom were easier. Well-made OP/OPA's appreciated, whilst the balance were easier following quality. Select Best and Best PEK's were easier, whilst the balance declined substantially. A few high-priced PEK1's appreciated on special inquiry, whilst the balance together with the Best and Below Best were irregular and mostly lower.

In the Tippy catalogues, FBOP's in general were dearer. Well-made FF1's too were firm to dearer, whilst the clean leaf Below Best and clean leaf teas at the bottom appreciated. Balance were irregular following quality.

In the Premium catalogues, very Tippy teas together with Best and Below Best varieties appreciated substantially, whilst the balance gained to a lesser extent.

NATIONAL TEA PRODUCTION



- Production for the month of October was recorded at 22.85 M/Kgs (↑ by 3.86 M/Kgs)
- Cumulative quantity produced stands at 216.25 M/Kgs (↑ by 4.49 M/Kgs)

October 2023/2022/2021

* Sri Lanka tea production for the month of October 2023 totalled 22.85 M/Kgs, showing an increase of 3.86 M/Kgs vis-à-vis 18.99 M/Kgs of October 2022. All Elevations have shown an increase in comparison with the corresponding period of 2022.

* Compared to the 24.17 M/Kgs of October 2021, October 2023 shows a decrease of 1.32 M/Kgs (Refer table below).

ELEVATION	TOTAL	TOTAL	(2023-2022)		TOTAL	(2023-2021)	
	2023	2022	Variance (M/Kg)	%	2021	Variance (M/Kg)	%
HIGH	4,018,585	3,894,439	0.12	3.19%	4,779,275	-0.76	-15.92%
MEDIUM	3,815,751	2,966,974	0.85	28.61%	3,940,360	-0.12	-3.16%
LOW	14,814,500	11,960,011	2.85	23.87%	15,221,909	-0.41	-2.68%
GREEN TEA	203,403	170,234	0.03	19.48%	235,539	-0.03	-13.64%
TOTAL	22,852,239	18,991,659	3.86	20.33%	24,177,083	-1.32	-5.48%

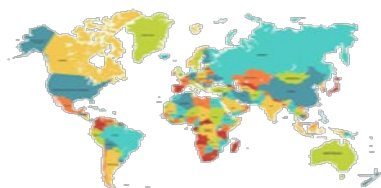
January-October 2023/2022/2021

* January-October 2023 cumulative production totalled 216.26 M/Kgs, recording an increase of 4.49 M/Kgs vis-à-vis 211.77 M/Kgs of January-October 2022. Compared to the corresponding period in 2022, all elevations have shown positive variances in the year 2023.

* Compared to the 258.90 M/Kgs of January-October 2021, cumulative production of 2023 shows a decrease of 42.64 M/Kgs. On a cumulative basis, all elevations show a decrease over the corresponding period of 2021 (Refer table below).

ELEVATION	TOTAL	TOTAL	(2023-2022)		TOTAL	(2023-2021)	
	2023	2022	Variance (M/Kg)	%	2021	Variance (M/Kg)	%
HIGH	48,289,922	47,330,467	0.96	2.03%	55,455,610	-7.17	-12.92%
MEDIUM	35,023,094	33,054,490	1.97	5.96%	43,511,550	-8.49	-19.51%
LOW	131,036,764	129,939,725	1.10	0.84%	157,710,237	-26.67	-16.91%
GREEN TEA	1,909,590	1,441,315	0.47	32.49%	2,222,735	-0.31	-14.09%
TOTAL	216,259,370	211,765,998	4.49	2.12%	258,900,132	-42.64	-16.47%

NATIONAL TEA EXPORTS



Key Highlights:

- * Monthly exports have been recorded at 18.21 M/Kgs - Decline of 0.79 M/Kgs against 2022
- * FOB value dips to Rs. 1,705.24 for the month (USD 5.27) - Decline of Rs. 372.22 (USD 0.46) against 2022
- * Cumulative exports figure nears the 200 M/Kgs mark - Decline of 11.91 M/Kgs YoY
- * Cumulative FOB value recorded Rs. 1,777.42 (USD 5.44), showing a Rs. 200 (USD 0.41) increase against the corresponding period in the year 2022
- * Iraq remains the No. 1 importer of Ceylon Tea to-date for the year 2023 even with a 27% decline in imports YoY

OCTOBER 2023/2022

* Tea Exports for the month of October 2023 totalled 18.21 M/Kgs, showing a decrease of 0.79 M/Kgs vis-à-vis 19.00 M/Kgs of October 2022. Packeted Tea and Tea bags have seen a marginal improvement, whilst the other product categories declined against the corresponding period in 2022.

* FOB value in October 2023 was recorded at Rs. 1,705.24, a decline of Rs. 372.22 YoY compared to Rs. 2,077.46 of October 2022.

Furthermore, barring Instant Tea, negative variances were recorded in all categories both in LKR and USD terms (Refer table below).

	Quantity			Approx. FOB per kg Rs			Approx. FOB per kg USD		
	2023	2022	Variance	2023	2022	Variance	2023	2022	Variance
Tea In Bulk	7,645,321	8,627,349	-982,029	1423.68	1,824.01	-400.33	4.40	5.04	-0.63
Tea Packets	8,290,851	7,926,079	364,772	1625.77	1,935.24	-309.47	5.03	5.34	-0.32
Tea Bags	1,879,405	1,743,064	136,341	2781.87	3,322.65	-540.78	8.60	9.17	-0.57
Instant	35,829	302,679	-266,850	3632.84	3,060.64	572.21	11.23	8.45	2.78
Green Tea	360,194	402,941	-42,747	3701.17	4,176.30	-475.13	11.44	11.53	-0.09
Grand Total	18,211,600	19,002,113	-790,513	1705.24	2,077.46	-372.22	5.27	5.74	-0.46

Source - Sri Lanka Customs/Oanda Exchange Rates

JANUARY-OCTOBER 2023/2022

* January-October 2023 cumulative exports totalled 199.69 M/Kgs, showing a decrease of 11.91 M/Kgs vis-à-vis 211.61 M/Kgs of January-October 2022. Tea Bags and Green Tea categories have recorded a marginal growth, whilst the remaining product categories recorded a decrease against the same period of 2022.

* FOB value for the period stood at Rs. 1,777.42, an increase of Rs. 200.35 vis-à-vis Rs. 1,577.07 of January-October 2022.

* All categories showed gains in USD terms as well when compared to the corresponding period of 2022 (Refer table below).

	Quantity			Approx. FOB per kg Rs			Approx. FOB per kg USD		
	2023	2022	Variance	2023	2022	Variance	2023	2022	Variance
Tea In Bulk	85,465,348	92,823,943	-7,358,595	1,501.28	1,385.75	115.54	4.59	4.42	0.17
Tea Packets	89,656,587	94,463,025	-4,806,438	1,676.29	1,453.00	223.30	5.13	4.64	0.49
Tea Bags	18,968,425	18,266,515	701,910	2,891.01	2,630.93	260.08	8.85	8.39	0.45
Instant	1,911,692	2,446,607	-534,915	3,420.91	2,526.21	894.69	10.47	8.06	2.41
Green Tea	3,696,228	3,609,941	86,288	4,050.78	3,767.76	283.02	12.39	12.02	0.37
Grand Total	199,698,280	211,610,030	-11,911,750	1777.42	1,577.07	200.35	5.44	5.03	0.41

Source - Sri Lanka Customs/Oanda Exchange Rates

Iraq has been ranked at No. 1 amongst major importers of Ceylon Tea with a total of 28.09 M/Kgs, a decline of 27% YoY against 38.40 M/Kgs in 2022. Türkiye has emerged in 2nd place with 25.53 M/Kgs and growing by 118% YoY surpassing Russia (3rd Position) and the U.A.E (4th Position) whose exports have declined by 8% and 20 % YoY respectively. China has maintained its position at No. 5 with a marginal increase of 4% against the same period in 2022. Other notable importer countries are Libya, Azerbaijan, Chile, Syria and Saudi Arabia. Iran has dropped from 5th to 12th position with a 57% decline in imports for the period under review.

CROP AND WEATHER

FOR THE PERIOD 14TH - 20TH NOVEMBER 2023

Western/Nuwara Eliya Regions



Both regions reported bright mornings and evening showers throughout the week. The Department of Meteorology expects fairly heavy showers in the Nuwara Eliya Region in the week ahead.

Uva/Udapussellawa Region



Sunny mornings and evening showers were reported in Uva and Udapussellawa regions throughout the week. According to the Department of Meteorology fairly heavy showers are expected in the Uva Region in the week ahead.

Low Grown



The Low Grown Region reported gloomy mornings and evening showers throughout the week. Heavy showers are expected in the Sabaragamuwa Region in the week ahead according to the Department of Meteorology.

Crop

The Western, Nuwara Eliya, Uva and Udapussellawa regions reported an increase in the crop intake, whilst the Low Grown Region reported a decline.

HIGH GROWN TEAS

■ Incline from last week
■ Decline from last week
■ Static Market

BOP

Best Western's were firm and irregular following quality. Teas in the Below Best category gained up to Rs. 100 per kg and more for select invoices, whilst the Plainer sorts too appreciated by up to Rs. 100 per kg. Nuwara Eliya's had hardly any offerings. Better Uva/Uda Pussellawa's gained by Rs. 100-150 per kg, whilst the others gained to a lesser extent.

BOPF

Best Western's continued to sell around last with select invoices appreciating by Rs. 50-100 per kg. In the Below Best category, brighter clean leaf teas gained by Rs. 50-100 per kg and more for select invoices, whilst teas at the lower end of the market appreciated by Rs. 50-80 per kg. Nuwara Eliya's continued to sell well at firm to dearer rates. Uda Pussellawa's gained up to Rs. 50 per kg, whilst the Uva's appreciated by Rs. 50-100 per kg.

OP/OPA

Well-made OP's together with the clean leaf Below Best sorts were firm on last, whilst the others at the lower end were firm to dearer. OPA's, in general, were firm to dearer by Rs. 50 per kg.

PEKOE/PEKOE1

A limited selection of flavoury PEK's that were available were firm on last. Orthodox Leafy PEK/PEK1's, in general, were dearer by Rs. 50-100 per kg. Best Rotovane PEK's gained considerably following special inquiry, whilst the others were firm to dearer by Rs. 40-50 per kg.

FBOP/FBOPF1

A limited selection of well-made flavoury FBOP's were irregularly dearer following quality. Well-made Orthodox Leafy FBOP/FF1's together with the clean leaf Below Best sorts were dearer by Rs. 50-100 per kg, whilst the others at the lower end were irregular following quality.

QUOTATIONS LKR SALE DTE	BOP		BOPF		PEKOE/FBOP		OP	
	14/15 Nov	21/22 Nov	14/15 Nov	21/22 Nov	14/15 Nov	21/22 Nov	14/15 Nov	21/22 Nov
Best Westerns	1240-1550	1240 - 1380	1200-1360	1260 - 1500	1200-1650	1240 - 1550	1060-1260	1100 - 1340
Below Best Westerns	1000-1220	1100 - 1220	1040-1180	1120 - 1240	960-1180	980 - 1220	960-1040	980 - 1080
Plainer Westerns	830 - 980	940 - 1080	800-1020	940 - 1100	720-940	740 - 960	740-940	760 - 960
Nuwara Eliyas	N/A	N/A	1650	1260 - 1380	920-1420	900 - 1500	780-1080	940 - 1160
Brighter Udupussellawas	900-1060	1060 - 1200	960-1040	1000 - 1080	1240-1650	1300 - 1900	1060-1240	1080 - 1260
Other Udupussellawas	820 - 850	870 - 1000	820 - 920	890 - 980	760-1220	760 - 1280	780-1040	800 - 1060
Best Uvas	1040-1220	1140 - 1220	1000-1080	1020 - 1120	1160-1650	1200 - 1750	1040-1260	1060 - 1300
Other Uvas	810 - 860	860 - 980	890 - 980	730 - 1000	770-1140	760 - 1180	760-1020	780 - 1040

MEDIUM GROWN TEAS

■ Incline from last week
■ Decline from last week
■ Static Market

BOP	Large Leaf teas were up to Rs. 100 per kg dearer, whilst the others were firm and dearer to a lesser extent.
BOPF	Better sorts were up to Rs. 50 per kg dearer, whilst the others were firm and dearer to a lesser extent.
OP/OPA	Well-made OP/OPA's together with the clean leaf Below Best sorts were firm on last, whilst the others at the lower end were firm to dearer by Rs. 50 per kg.
PEKOE/PEKOE1	Well-made PEK/PEK1's, in general, were dearer Rs. 50-100 per kg, whilst the others at the lower end were firm on last.
FBOP/FBOPF1	Well-made FBOP/FF1's, in general, were dearer by Rs. 50-100 per kg. Teas at the lower end were irregular following quality.

QUOTATIONS LKR SALE DTE	BOP		BOPF		PEKOE/FBOP		OP	
	14/15 Nov	21/22 Nov	14/15 Nov	21/22 Nov	14/15 Nov	21/22 Nov	14/15 Nov	21/22 Nov
Good Mediums	1000-1600	1020 - 1750	N/A	N/A	1320-2000	1380 - 2600	1260-1360	1160 - 1300
Other Mediums	700 - 980	740 - 1000	710 - 920	750 - 880	740-1300	760 - 1360	780-1240	760 - 1140

UNORTHODOX / CTC TEAS

HIGH GROWN	BP1s - Sold around last week's levels. PF1s - Best available were Rs. 30-50 per kg dearer, whilst the others sold around last week's levels.
MEDIUM GROWN	BP1s - Irregular. PF1s - Sold around last week's levels.
LOW GROWN	BP1s - Appreciated irregularly following special inquiry. PF1s - Best available firm, whilst the others were irregular following quality.

QUOTATIONS LKR SALE DTE	BP1		PF1	
	14/15 Nov	21/22 Nov	14/15 Nov	21/22 Nov
High Grown	1000-1120	860 - 1140	870-1100	870 - 1160
Medium Grown	860-890	960 - 1120	790-1060	810 - 1100
Low Grown	1020-1320	1060 - 1460	980-1550	940 - 1550

OFF GRADES

■	Incline from last week
■	Decline from last week
■	Static Market

FGS1/FGS

Clean leaf teas in the Best and Below Best categories appreciated substantially, whilst the balance were dearer by Rs. 60-80 per kg. Teas at the lower end of the market were firm to dearer by Rs. 40-60 per kg and more following quality. Low Grown - In general were dearer. CTC's - A few select liquoring invoices were dearer by Rs. 25-50 per kg, whilst the balance declined by Rs. 20-40 per kg following quality.

BROKENS

Select clean leaf invoices gained substantially, whilst the Below Best varieties were firm to dearer by Rs. 20-40 per kg following quality. Teas at the bottom end of the market, in general, were firm to dearer.

BOP1A

Best varieties, in general, appreciated by Rs. 40-60 per kg and more following quality, whilst the Below Best varieties were firm to dearer by Rs. 10-20 per kg. Teas at the bottom end of the market remained firm around last week's level.

QUOTATIONS LKR

SALE DTE	HIGH		MEDIUM		LOW	
	14/15 Nov	21/22 Nov	14/15 Nov	21/22 Nov	14/15 Nov	21/22 Nov
Better Fannings (Orthodox)	670-980	750 - 1060	690-810	750 - 840	660-880	700 - 900
Better Fannings (CTC)	N/A	850 -	770-790	750 - 770	760-1650	750 - - 790
Other Fannings (Orthodox)	580-650	620 - 740	600-680	650 - 740	550-650	600 - 670
Other Fannings (CTC)	N/A	N/A	730-770	710 - 740	700-750	700 - - 730
Good Brokens	640-920	680 - 920	650-1080	680 - 1220	640-1360	680 - 1260
Other Brokens	590-630	620 - 650	600-640	650 - 670	580-620	600 - 650
Better BOP1As	700-810	720 - 810	720-980	720 - 1100	700-1400	720 - 1450
Other BOP1As	670-690	680 - 700	670-700	680 - 700	650-680	650 - - 680

DUSTS

DUST1

Select Best Dust1's declined by Rs. 75-100 per kg. Best Dust1's were firm to irregularly easier by Rs. 30-50 per kg. Teas in the Below Best category together with the poorer sorts gained by Rs. 60-80 per kg. Low Grown - Best varieties declined substantially by Rs. 60-80 per kg, whilst the Below Best varieties together with the poorer sorts were firm to easier by Rs. 20-40 per kg. Best High and Medium Grown CTC's declined by Rs. 40-60 per kg, whilst the Below Best varieties and poorer sorts were firm to easier by Rs. 20-30 per kg. Low Grown varieties declined substantially by Rs. 50-70 per kg.

DUST

Clean leaf secondaries were firm to easier by Rs. 20-40 per kg, whilst the poorer sorts declined by Rs. 30-50 per kg. Best Low Grown types declined by Rs. 50-60 per kg, whilst the poorer sorts were mostly firm.

QUOTATIONS LKR

SALE DTE	HIGH		MEDIUM		LOW	
	14/15 Nov	21/22 Nov	14/15 Nov	21/22 Nov	14/15 Nov	21/22 Nov
Better Primary Dust (Orthodox)	1100-1750	1080 - 1650	860-1060	800 - 880	880-1160	860 - 980
Better Primary Dust (CTC) P. Dust	980-1160	900 - 1000	920-1120	900 - 1040	1050-1280	1060 - 1320
Below Best Primary Dust (Orthodox)	900-1080	850 - 1060	760-850	730 - 790	770-870	750 - 850
Other Primary Dust (CTC) P. Dust	900-860	840 - 900	680-900	720 - 880	810-1020	820 - 850
Other Primary Dust (Orthodox)	730-880	600 - 840	660-750	640 - 720	610-760	530 - 740
Better Secondary Dust	850-1040	840 - 980	770-810	760 - 820	880-1040	850 - 960
Other Secondary Dust	600-830	580 - 830	570-750	610 - 750	570-850	570 - 820

LOW GROWN TEAS

■ Incline from last week
■ Decline from last week
■ Static Market

FBOP/FBOP1	Well-made FBOP's together with clean leaf Below Best and clean leaf teas at the bottom appreciated, whilst the balance sold around last levels. FBOP1's, in general, were dearer.
BOP	Select Best and Best together with clean leaf Below Best and clean leaf teas at the bottom appreciated, whilst the balance were irregular following quality.
BOP1	Well-made BOP1's were firm to dearer, whilst the balance were easier.
OP1	A few Select Best OP1's were firm to dearer, whilst the balance together with the Best and Below Best maintained. Teas at the bottom were easier.
OP	Well-made OP's were firm to selectively dearer, whilst the balance were easier following quality.
OPA	Select Best and Best OPA's were firm to dearer, whilst the balance were easier following quality.
PEKOE	PEK's, in general, declined. A few Select Best PEK1's were firm to dearer, whilst the balance were irregular and mostly lower.
BOPF	BOPF's, in general, were dearer.
FBOPF/FBOPF1	Very Tippy teas together with the Best and clean leaf Below Best met with good demand and were substantially dearer, whilst the balance too appreciated to a lesser extent. Well-made FF1's were firm to dearer. However, the clean leaf Below Best and clean leaf teas at the bottom appreciated, whilst the balance were irregular following quality.

QUOTATIONS LKR SALE DTE	SELECT BEST		BEST		BELOW BEST		OTHERS	
	14/15 Nov	21/22 Nov	14/15 Nov	21/22 Nov	14/15 Nov	21/22 Nov	14/15 Nov	21/22 Nov
FBOP 1	1800-1850	1850 - 1900	1250-1350	1300 - 1400	950-1000	1000 - 1100	850-900	850 - 900
FBOP	2000-2350	2200 - 2450	1400-1500	1450 - 1550	1150-1250	1200 - 1300	900-950	900 - 950
BOP 1	2100-4050	2300 - 4150	1700-2000	1800 - 2250	1000-1300	1000 - 1300	850-980	850 - 980
BOP	1750-1850	1800 - 1900	1300-1450	1350 - 1500	950-1050	950 - 1100	850-900	850 - 900
BOPF	1200-1500	1250 - 1550	950-1000	950 - 1000	750-800	750 - 800	700-750	700 - 750
FBOPF (TIPPY)/FBOPF SP	3300-4000	3600 - 4600	1900-2300	2000 - 2500	1600-1700	1700 - 1800	1050-1100	1050 - 1100
FBOPF 1	1500-1650	1500 - 1650	1350-1450	1400 - 1450	950-1100	1000 - 1150	800-850	850 - 900
FBOPF	1600-1900	1700 - 2000	1100-1250	1200 - 1350	900-950	950 - 1050	800-850	850 - 900
OP 1	3500-4900	3800 - 5000	2250-3450	2350 - 3550	1250-2100	1200 - 2300	850-1200	850 - 1180
OP	1420-1550	1440 - 1600	1360-1400	1380 - 1420	1180-1340	1180 - 1360	960-1160	960 - 1160
OPA	1280-2050	1320 - 2200	1120-1260	1140 - 1300	1060-1100	1060 - 1120	850-1000	850 - 1000
PEKOE	1440-2350	1420 - 2300	1280-1420	1240 - 1400	1100-1250	1080 - 1220	850-1000	850 - 1000
PEK 1	1650-2250	1600 - 2500	1480-1600	1400 - 1550	1200-1450	1180 - 1380	950-1100	900 - 1100

TOP PRICE

WESTERN MEDIUM			
Dartry Valley	BOP	@	1750
Harangalla	BOP		1750
Doombagastalawa	BOP	@	1550
Hatale	BOPSp		1650
Craighead	BOPSp	@	1480
Galgewatta	BOPF/BOPFSp		1200
Orange Field	BOP1		1480
Cooroondoowatte	BOP1	@	1440
Craighead	FBOP/FBOP1	@	2400
Doombagastalawa	FBOP/FBOP1	@	2250
Cooroondoowatte	FBOP/FBOP1	@	2150
Harangalla	FBOP/FBOPF 1	@	1750
Hatale	FBOP/FBOPF 1		1750
Dartry Valley	FBOP/FBOPF 1	@	1650
Ancoombra	FBOPF/FBOPF1		1650
Craighead	OP/OPA	@	1300
Dartry Valley	OP1		1500
Craighead	OP1	@	1480
Uplands	PEK/PEK1	**	2600
Doombagastalawa	PEK/PEK1	@	2500
WESTERN HIGH			
Dessford	BOP	@	1380
Somerset	BOP	@	1340
Ingestre	BOP	@	1320
Alton	BOP	@	1320
Robgill	BOP		1320
Mattakelle	BOP		1320
Norwood	BOPSp	@	1340
Wattegodde	BOPSp		1340
Bearwell	BOPSp		1340
Holyrood	BOPSp	@	1300
Alton	BOPF/BOPFSp	@	1500
Robgill	BOPF/BOPFSp	@	1320
Inverness	BOP1		1400
St. Andrews	FBOP/FBOP1		1500
St. Andrews	FBOPF/FBOPF1		1420
Queensberry	FBOPF/FBOPF1	@	1400
Glenloch	FBOPF/FBOPF1	@	1400
Venture	OP/OPA		1340
Glenloch	OP/OPA	@	1240
Venture	OP1		1400
Bogahawatte	PEK/PEK1		1550
NUWARA ELIYAS			
Court Lodge	BOP	@	1340
Mahagastotte	BOP	@	1180

NUWARA ELIYAS			
Mahagastotte	BOPF/BOPFSp	@	1380
Court Lodge	BOPF/BOPFSp	@	1260
Mahagastotte	FBOP/FBOP1	@	1830
Court Lodge	FBOP/FBOP1	@	1550
Lovers Leap	OP/OPA		1160
Kenmare	OP/OPA	@	1140
Lovers Leap	PEK/PEK1		1380
Mahagastotte	PEK/PEK1	@	1260
UDAPUSSELLAWAS			
Luckyland	BOP		1200
Luckyland	BOPSp		1160
Kirklees	BOPSp		1160
High Forest	BOPF/BOPFSp	@	1080
Ragalla	BOPF/BOPFSp	@	1040
Blairlmond	BOP1	@	1040
Blairlmond	FBOP/FBOP1	@	1400
Gonapitiya	FBOPF/FBOPF1		1440
Gonapitiya	OP/OPA		1260
Alma	OP/OPA		1260
Delmar	OP/OPA	@	1200
Gonapitiya	OP1		1280
Alma	PEK/PEK1		1900
Blairlmond	PEK/PEK1	@	1550
LOW GROWNS			
Hidellana	BOP		2650
New Batuwangala	BOPSp		1900
Stream Line	BOPSp		1900
Hidellana	BOPF		1950
Sithaka	BOPF		1900
Chandrika Estate	BOPF	@	1460
Wattahena	BOPFSp		1750
Sithaka	FBOP		3200
Pothotuwa	FBOP	@	2950
Aruna	FBOP1		2100
Wattahena	FBOP1		2100
Katanwila	FBOPF		2800
Athukorala Group Super	FBOPF1		2700
Pothotuwa	BOP1	@	4150
Pothotuwa	OP1	@	** 5000
New Batuwangala	OP		1600
New Lucky Dais	OP	@	1550
Green Lanka	OPA		2200
Lumbini	PEK		2300
Thundola Ella	PEK1		2500

@ - SOLD BY FORBES & WALKER TEA BROKERS (PVT) LTD. ** - ALL TIME RECORD PRICE. * - EQUAL ALL TIME RECORD PRICE

UVA MEDIUM			
Halpewatte Uva	BOP		1500
Demodera 'S'	BOP	@	1460
Halpewatte Uva	BOPSp		1550
Demodera 'S'	BOPSp		1550
Blossoms Uva Tea	BOPSp	@	1200
Dickwella	BOPF/BOPFSp		1420
Wewesse	BOP1		1700
Shawlands	BOP1	@	1500
Misty Uva	BOP1	@	1480
Halpewatte Uva	FBOP/FBOP1		1700
Sarnia Plaiderie	FBOP/FBOP1	@	1650
Glen Alpin	FBOPF/FBOPF1		1480
Sarnia Plaiderie	FBOPF/FBOPF1	@	1460
Demodera 'S'	FBOPF/FBOPF1	@	1460
Glen Alpin	OP/OPA		1320
Misty Uva	OP/OPA	@	1260
Telbedde	OP1	@	1480
Aruna Passara	PEK/PEK1		1900
UVA HIGH			
Nayabedde	BOP	@	1220
Kelliebedde	BOP	@	1200
Bandaraeliya	BOP	@	1160
Ranaya	BOPSp		1320
Bandaraeliya	BOPF/BOPFSp	@	1100
Kelliebedde	BOPF/BOPFSp	@	1060
Nayabedde	BOPF/BOPFSp	@	1060
Craig	BOP1		1360
Glenanore	FBOP/FBOP1	@	1750
Mount Uva	FBOPF/FBOPF1		1460

UVA HIGH			
Glenanore	FBOPF/FBOPF1	@	1420
Ranaya	FBOPF/FBOPF1		1420
Gonamotawa	OP/OPA	@	1300
Mount Uva	OP1		1400
Glenanore	PEK/PEK1	@	1750
UNORTHODOX HIGH			
Dunsinane CTC	PF1	@	1160
Ulugedara CTC	BP1		1140
Mount Vernon CTC	BPS		1200
UNORTHODOX MEDIUM			
New Peacock CTC	PF1		1100
New Peacock CTC	BP1	@	1120
Donside CTC	BPS		900
UNORTHODOX LOW			
Kalubowitiyana CTC	PF1	@	1550
Ceciliyan CTC	BP1		1460
Lantern Hill CTC	BPS		820
PREMIUM FLOWERY			
Kendalanda	FBOPFSP		5150
New Deniyaya	FBOPFSP	@	4950
New Deniyaya	FBOPFEXSP	@	5450
Lovers Leap	FBOPFEXSP1		4450
DUSTS			
Mattakelle	DUST1		1650
Kalubowitiyana CTC	PD		1320
OFF GRADES			
Clydesdale	FGS/FGS1	@	1060
Mount Vernon	PFGS	@	850
New Lucky Dais	BM	@	1180
Co-Op Cola	BP		1260
Chandrika Estate	BOP1A		1460

@ - SOLD BY FORBES & WALKER TEA BROKERS (PVT) LTD. ** - ALL TIME RECORD PRICE. * - EQUAL ALL TIME RECORD PRICE

QUANTITY SOLD

DURING THE PERIOD 13TH - 18TH NOVEMBER 2023	WEEKLY (KGS)		TODATE (KGS)	
	2023	2022	2023	2022
PRIVATE SALES	78,328	77,259	4,581,454	3,720,063
PUBLIC AUCTION	4,738,698	3,916,214	215,096,696	215,472,931
FORWARD CONTRACTS	25,000	45,650	2,098,908	1,710,490
DIRECT SALES	NIL	NIL	NIL	NIL
TOTAL	4,842,026	4,039,123	221,777,058	220,903,484
BMF EXCLUDED FROM PRIVATE SALE	60,428	47,046	2,431,499	5,468,014

(QUANTITY SOLD AND THE AVERAGE PRICE PER AUCTION)

	Quantity (M/kgs)			AVG Price (LKR)			Avg Price (USD)		
	2023	2022	2021	2023	2022	2021	2023	2022	2021
08TH NOVEMBER 2023	4.67	4.58	5.50	1099.80	1346.18	620.90	3.42	3.73	3.13
15TH NOVEMBER 2023	4.73	3.91	5.14	1107.06	1398.21	623.31	3.44	3.87	3.14

Source: Central Bank of Sri Lanka / Buying Rates

RATES OF EXCHANGE

SRI LANKA RUPEE APPROX PER UNIT OF CURRENCY

YEAR	2023	2022	2021
USD	323.05	360.99	198.50
STG.PD	403.32	425.82	264.44
EURO	352.37	367.96	222.05
YEN	2.17	2.52	1.71

Source: Central Bank of Sri Lanka / Buying Rates

PUBLIC AUCTION/GROSS SALES AVERAGE

SALE NO 45 14TH/15TH NOVEMBER 2023	WEEKLY(LKR)			TODATE (LKR)			WEEKLY(USD)			TODATE(USD)		
	2023	2022	2021	2023	2022	2021	2023	2022	2021	2023	2022	2021
Uva High Grown	917.90	1202.51	565.33	980.54	1082.62	548.70	2.85	3.33	2.85	3.00	3.43	2.80
Western High Grown	1010.65	1444.14	657.41	1117.84	1094.70	603.85	3.14	4.00	3.31	3.42	3.47	3.08
CTC High Grown	970.88	1194.41	581.57	998.62	970.44	533.17	3.02	3.31	2.93	3.06	3.07	2.72
High Grown (Summary)	982.38	1350.79	625.68	1074.58	1090.53	586.66	3.05	3.74	3.15	3.29	3.45	2.99
Uva Medium Grown	975.54	1209.66	591.67	1025.19	1140.90	566.70	3.03	3.35	2.98	3.14	3.61	2.89
Western Medium Grown	973.03	1129.76	530.89	986.29	958.06	534.92	3.02	3.13	2.67	3.02	3.03	2.73
CTC Medium Grown	887.07	997.05	499.67	915.20	818.42	497.58	2.76	2.76	2.52	2.80	2.59	2.54
Medium Grown (Summary)	973.81	1157.76	550.44	998.65	1017.19	544.77	3.03	3.21	2.77	3.06	3.22	2.78
Orthodox Low Grown	1187.32	1510.88	650.36	1278.55	1359.83	653.49	3.69	4.19	3.28	3.91	4.31	3.33
CTC Low Grown	996.36	934.76	498.39	973.82	945.06	503.13	3.10	2.59	2.51	2.98	2.99	2.56
Low Grown(Summary)	1176.37	1463.97	641.11	1261.24	1331.24	645.14	3.66	4.06	3.23	3.86	4.22	3.29
Total	1107.06	1398.21	623.31	1178.07	1229.33	615.93	3.44	3.87	3.14	3.60	3.89	3.14

Source: Oanda Exchange
 Rates Source: MSL -
 Averages

SRI LANKA TEA EXPORTS

DESCRIPTION	QUANTITY (kgs)	VALUE	APPROX AVG UNIT FOB VALUE PER KG.RS/CTS
OCTOBER 2023			
Tea In Bulk	7,645,321	10,884,478,725	1,423.68
Tea In Packets	8,290,851	13,479,050,072	1,625.77
Tea In Bags	1,879,405	5,228,256,247	2,781.87
Instant Tea	35,829	130,162,738	3,632.89
Green Tea	360,194	1,333,140,358	3,701.17
Total	18,211,600	31,055,088,140	1,705.24
OCTOBER 2022			
Tea In Bulk	8,627,349	15,736,365,591	1,824.01
Tea In Packets	7,926,079	15,338,888,620	1,935.24
Tea In Bags	1,743,064	5,791,585,980	3,322.65
Instant Tea	302,679	926,391,122	3,060.64
Green Tea	402,941	1,682,804,343	4,176.30
Total	19,002,112	39,476,035,656	2,077.46
JANUARY TO OCTOBER 2023			
Tea In Bulk	85,465,348	128,307,842,780	1,501.28
Tea In Packets	89,656,587	150,290,842,550	1,676.29
Tea In Bags	18,968,425	54,837,875,615	2,891.01
Instant Tea	1,911,692	6,539,720,051	3,420.91
Green Tea	3,696,228	14,972,621,642	4,050.78
Total	199,698,280	354,948,902,638	1,777.43
JANUARY TO OCTOBER 2022			
Tea In Bulk	92,823,943	128,630,375,832	1,385.75
Tea In Packets	94,463,025	137,254,333,288	1,453.00
Tea In Bags	18,266,515	48,057,878,243	2,630.93
Instant Tea	2,446,607	6,180,651,938	2,526.21
Green Tea	3,609,941	13,601,395,452	3,767.76
Total	211,610,031	333,724,634,753	1,577.07

MAJOR IMPORTERS OF SRI LANKA TEA

Country	Bulk Tea	Packeted Tea	Tea Bags	Instant Tea	Green Tea	Total 2023	Total 2022
IRAQ	3,917,377.50	24,010,792.66	162,910.84		6,525.77	28,097,606.77	38,403,333.52
TURKEY	5,388,893.00	19,800,932.36	318,112.61	720.00	30,873.71	25,539,531.68	11,732,210.35
RUSSIA	15,027,648.00	2,798,697.45	792,140.21	3,153.80	409,779.00	19,031,418.46	20,660,136.26
U.A.E.	9,510,778.74	4,651,221.51	209,889.70	1,409.98	352,448.26	14,725,748.19	18,318,449.84
CHINA	8,832,564.13	734,705.21	230,773.66	45,183.30	100,074.50	9,943,300.80	9,549,536.54
LIBYA		7,866,904.40	27,897.18		401,804.68	8,296,606.26	9,911,238.84
AZERBAIJAIN	7,290,912.00	309,677.46	4,493.15		4,925.80	7,610,008.41	10,163,731.13
CHILE	5,103,948.00	190,279.26	1,065,528.87	1,072.50	29,812.79	6,390,641.42	5,932,016.18
SYRIA	783,974.00	4,570,808.30	616,140.00		060.00	5,970,982.30	5,541,214.23
SAUDI ARABIA	1,225,170.75	2,436,863.78	1,816,002.91	20,811.93	184,732.84	5,683,582.21	5,108,532.38
GERMENY	3,471,330.53	1,350,150.21	116,944.41	32,284.03	47,024.09	5,017,733.27	5,845,642.99
IRAN	3,795,842.00	976,796.00	713.75			4,773,351.75	11,070,350.85
U.S.A.	1,504,618.17	1,542,870.60	867,994.16	74,238.00	463,828.50	4,453,549.43	5,421,892.70
JORDAN		2,301,140.50	1,663,495.77	090.00	14,572.23	3,979,298.50	3,228,187.02
JAPAN	3,190,402.89	168,294.62	598,367.98	15,235.20	5,817.11	3,978,117.80	4,884,501.01
TAIWAN	3,069,792.20	274,975.44	47,892.68	33,180.00	94,219.04	3,520,059.36	4,191,246.12
BELGIUM	47,254.00	2,823,540.62	169,920.57		19,348.60	3,060,063.79	2,482,808.27
HONG KONG	2,482,029.73	383,148.93	81,524.41		7,925.38	2,954,628.45	3,156,822.50
POLAND	951,762.00	410,707.01	1,271,187.68	064.00	138,563.06	2,772,283.75	3,018,811.53
LEBANON	4,125.70	1,958,015.46	249,291.96		16,763.11	2,228,196.23	898,117.19
UKRAINE	1,116,391.00	344,985.03	58,110.60	600.00	206,622.36	1,726,708.99	2,098,534.10
AUSTRALIA	127,064.00	389,086.30	919,035.55	4,741.25	78,211.26	1,518,138.36	1,822,611.10
ISRAEL	407,918.00	521,845.90	528,593.13		41,346.40	1,499,703.43	1,649,573.04
IRELAND	080.00	585.92	4,851.86	1,486,746.00	1,513.12	1,493,776.90	2,124,925.98
KUWAIT	2,500.00	869,237.90	575,230.77		19,617.06	1,466,585.73	1,282,647.17

WORLD TEA PRODUCTION (M/KGS)

				TODATE			DIFFERENCE +/-	
	2021	2022	2023	2021	2022	2023	2021 vs 2022	2022 vs 2023
	Oct							
Sri Lanka	24.2	18.9	22.8	258.9	211.8	216.2	-47.1	4.4

				TODATE			DIFFERENCE +/-	
	2021	2022	2023	2021	2022	2023	2021 vs 2022	2022 vs 2023
Sep								
South India	22.4	23.5	24	182.9	177.1	178.5	-5.8	1.4
Bangladesh	12.1	14.7	14.4	64.8	63.8	69.1	-1	5.3
North India	141.4	172.2	138.9	773.4	826.1	801.7	52.7	-24.4

Aug								
Malawi	2.08	1.99	0.88	38.4	35.7	32.7	-2.7	-3

Jul								
Kenya	34.7	34	44.7	308.8	305.2	318.3	-3.6	13.1



DETAILS OF AWAITING SALE

SALE NO : 47

Scheduled for 28TH/29TH NOVEMBER 2023

	LOTS	QUANTITY
ExEstate	621	646,511
High & Medium	1,560	668,769
Leafy	2,005	741,797
Semi Leafy	1,700	731,065
Tippy	1,740	790,828
Premium Flowery	417	65,446
OffGrades	2,128	1,071,559
Dust	518	449,964
Total	10,689	5,165,939
RePrint	1,090	515,999

05/12/2023

Buyers Prompt

06/12/2023

Sellers Prompt

This sale last year
Sale No. 47 | 29TH/30TH NOVEMBER 2022

Lots :8,668
Re-print Lots :734
Quantity :4,252,234 kgs
Re-print Quantity :345,345 kgs

LOW GROWN CATALOGUES

Violations Excluded

09/11/2023

LEAFY

Closed

SEMI-LEAFY

Closed

TIPPY

Closed

OTHER MAIN SALE CATALOGUES

09/11/2023

HIGH & MEDIUM

Closed

PREMIUM FLOWERY

Closed

OFF GRADES

Closed

NO .OF PKGS

141,369

CTC

8,150 Pkgs - 442,039 kgs

ORDER OF SALE

Ex-Estate

LG Large Leaf//Semi Leafy/LG
Small Leaf/BOP1A/ Premium

High & Medium/Off
Grade /Dust

FW

EB

BC

LC

CTB

MB

JK

AS

CTB

JK

AS

EB

LC

MB

FW

BC

MB

FW

BC

LC

CTB

EB

JK

AS

Approx Selling time of
F&W Catalogues

28TH

NOVEMBER 2023

9.30am

Main Sale - High and Medium

3.00pm

Low Grown - Semi Leafy Teas

3.00pm

Low Grown - Tippy Teas

3.30pm

Low Grown - Leafy Teas

5.00pm

BOP1A

29TH

NOVEMBER 2023

8.30am

Ex-Estate

9.00am

Premium Flowery

9.30pm

Off Grades

12.30pm

Dust

BC - Bartleet Produce Marketing (Pvt) Ltd FW - Forbes & Walker Tea Brokers (Pvt) Ltd

LC - Lanka Commodity Brokers (Pvt) Ltd AS - Asia Siyaka Commodities PLC

EB - Eastern Brokers Ltd JK - John Keells PLC

CTB - Ceylon Tea Brokers PLC MB - Mercantile Produce Brokers (Pvt)Ltd

DETAILS OF AWAITING SALE

SALE NO : 48

Scheduled for 05TH/06TH DECEMBER 2023

	LOTS	QUANTITY
ExEstate	512	523,925
High & Medium	1,194	493,973
Leafy	1,842	667,719
Semi Leafy	1,395	575,351
Tippy	1,605	727,165
Premium Flowery	330	53,254
OffGrades	2,238	1,095,214
Dust	412	345,841
Total	9,528	4,482,442
RePrint	857	428,440

12/12/2023

Buyers Prompt

13/12/2023

Sellers Prompt

This sale last year
Sale No. 48 | 05TH/06TH DECEMBER 2022

Lots	:9,886
Re-print Lots	:478
Quantity	:4,945,860 kgs
Re-print Quantity	:235,579 kgs

LOW GROWN CATALOGUES

Violations Excluded

17/11/2023

LEAFY

Closed

SEMI-LEAFY

Closed

TIPPY

Closed

OTHER MAIN SALE CATALOGUES

17/11/2023

**HIGH &
MEDIUM**

Closed

**PREMIUM
FLOWERY**

Closed

**OFF
GRADES**

Closed

NO .OF PKGS

123,799

CTC

6,860 Pkgs - 371,424 kgs

CATALOGUE CLOSURE DETAILS

05/06

DECEMBER 2023

Sale No. 48

The Ex-Estate catalogue closed on 17th November 2023, excluding violations. The Main Sale catalogues too closed on 17th November 2023, excluding violations.

12/13

DECEMBER 2023

Sale No. 49

The Ex-Estate and Main Sale catalogues are scheduled to close on 23rd November 2023.

18/19

DECEMBER 2023

Sale No. 50

The Ex-Estate and Main Sale catalogues are scheduled to close on 30th November 2023.

TEA MARKETS AROUND THE WORLD

MOMBASA AUCTION

20TH/21ST NOVEMBER 2023 (SALE NO. 47)

Good general demand prevailed for the 268,339 packages (17,973,334.00 kilos) in the market with 45.20% neglected.

MARKETS

Pakistan Packers continued strong while Afghanistan and Bazaar showed more activity. Yemen and other Middle Eastern countries saw improved interest with Egyptian Packers and UK maintaining enquiry. Kazakhstan and other CIS states were selective while South Sudan lent more support. Local Packers were less active with Russia, Iran and Sudan absent. Somalia maintained activity at the lower end of the market.

OFFERINGS

Leaf Grades - 151,720 packages (9,926,222.00 kilos) - 52.15% unsold.

Dust Grades - 90,320 packages (6,693,959.00 kilos) - 39.95% unsold.

Secondary Grades - 26,299 packages (1,353,153.00 kilos) - 23.12% unsold.

LEAF GRADES (M2)

BP1:

Best - Were irregular with some teas firm to dealer by up to USC102 while others shed up to USC100.

Brighter - Most teas lost up to USC33 but a few lines advanced by up to USC24 with selected invoices dealer by USC43 and USC140.

Mediums - KTDA mediums varied between steady to USC4 dealer to easier by a similar margin with a number of teas remaining unsold; plantation mediums were firm to easier by up to USC33.

Lower Medium - Irregular ranging between steady to USC32 dealer to USC22 below last levels.

Plainer - Some teas appreciated by up to USC21 with others easier by up to USC12.

PF1:

Best - Varied between steady to USC30 above last levels to easier by up to USC31 with some teas USC76 below previous levels.

Brighter - Firm to dealer by up to USC34.

Mediums - KTDA mediums were irregular ranging between steady to USC10 dealer to easier by up to USC6 while plantation mediums varied between firm to USC12 dealer to USC11 below previous levels.

Lower Medium - Ranged between firm to USC14 above last prices with select invoices appreciating by up to USC25 to easier by up to USC18.

Plainer - Irregular but mostly dealer by up to USC44 to easier by USC10.

CTC QUOTATIONS	BP1 - USC	PF1 - USC
<i>Best</i>	230 - 433	301 - 478
<i>Good</i>	230 - 402	315 - 340
<i>Good Medium</i>	255 - 402	280 - 332
<i>Medium (KTDA)</i>	250 - 254	217 - 284
<i>Medium (Plantations)</i>	134 - 305	115 - 219
<i>Lower Medium</i>	114 - 175	065 - 146
<i>Plainer</i>	103 - 137	050 - 156

DUST GRADES (M1)

PDUST:

Best - Saw irregular interest and ranged between firm to USC42 dealer with selected invoices gaining USC66 to USC34 below last levels and select lines lost USC72.

Brighter - Firm to dealer by up to USC14.

Mediums - Most KTDA mediums were steady at previous prices but a few teas appreciated by up to USC5; plantation mediums saw reduced enquiry and were firm to USC17 easier.

Lower Medium - Were irregularly easier by up to USC27.

Plainer - Varied between firm to dealer by up to USC11 with select teas advancing by up to USC50 to easier by up to USC7.

DUST1:

Best - Were firm to USC13 above last prices.

Brighter - Steady to USC16 dealer.

Mediums - KTDA mediums ranged between firm to USC20 dealer to easier by up to USC7 while plantation mediums were mostly easier by up to USC27 but a few lines gained up to USC8.

Lower Medium - Varied between steady to USC8 dealer to USC18 below previous levels.

Plainer - Irregular ranging between USC20 dealer to easier by USC9.

CTC QUOTATIONS	PDUST - USC	DUST1 - USC
<i>Best</i>	299 - 480	230 - 340
<i>Good</i>	299 - 326	244 - 324
<i>Good Medium</i>	230 - 318	230 - 317
<i>Medium (KTDA)</i>	217 - 291	217 - 304
<i>Medium (Plantations)</i>	200 - 256	152 - 250
<i>Lower Medium</i>	074 - 188	072 - 190
<i>Plainer</i>	046 - 140	046 - 144

SECONDARY GRADES (S1)

In the Secondary Catalogues, best BPs were firm to dearer while others were discounted with PFs were tending steady. Clean well sorted coloury Fannings were firm to dearer while similar DUSTs held value. Other Fannings eased while DUSTs were about steady. BMFs were well absorbed.

SECONDARY QUOTATIONS (USC)	BP/BP2	PF/PF2	FNGS1/FNGS	DUST/DUST2	BMF
<i>Best/ Good</i>	192 - 236	210 - 235	110 - 214	126 - 283	-
<i>Good Medium/ Medium</i>	-	-	125 - 186	136 - 246	-
<i>Lower Medium</i>	108 - 140	067 - 130	054 - 140	058 - 124	050 - 085
<i>Plainer</i>	104 - 132	050 - 102	049 - 080	050 - 108	049 - 078



Courtesy - Africa Tea Brokers Limited.

BANGLADESH AUCTION

20TH NOVEMBER 2023 (SALE NO. 30)

CTC LEAF: 75,762 packages of tea on offer again met with a fair demand.

BROKENS: Well made clean liquoring Brokens met with a good demand and a few lines advanced with competition. Other Brokens met with a fairly good demand but were easier with some withdrawals. Plain types met with less demand at easier rates and there were more withdrawals. BLF teas witnessed limited demand and only a few lines were sold at easier rates. FANNINGS: Good Fannings continued to meet with a good demand and were about steady. A few lines advanced following competition. Mediums were about steady but plain types saw less demand and prices declined. There were also more withdrawals. BLF teas met with a limited demand with heavy withdrawals.

DUST: 13,584 packages of tea on offer met with good demand. Good liquoring Dusts sold well with few withdrawals. Mediums were a fair market at Tk.3/- to Tk.5/- less than last levels. Plain and BLF Dusts were an easier market with several withdrawals. Blenders were active whilst Loose tea buyers were selective. COMMENTS: Offerings again were very heavy comprising a larger weight of reprinted teas. Blenders continued to operate actively along with a little more interest from the Loose tea buyers.

A feature of the sale was better prices for improved Invoices but reprints hardly saw interest and where sold suffered in price with very heavy withdrawals. CDs were in good demand.

Our catalogue: (Sale 30) Avg: Tk 191.80 , Sold 55.17 % ,
(Sale 29) Avg: Tk 191.87 , Sold 61.88 %

QUOTATIONS	BROKENS	QUOTATIONS	FANNINGS
<i>Best</i>	1.85-1.94	<i>Best</i>	1.94-1.99
<i>Good</i>	1.62-1.71	<i>Good</i>	1.67-1.76
<i>Good Medium</i>	1.49-1.61	<i>Good Medium</i>	1.58-1.62
<i>Medium</i>	1.36-1.44	<i>Medium</i>	1.36-1.44
<i>Plain</i>	1.08-1.26	<i>Plain</i>	1.17-1.26
<i>BLF</i>	0.81-1.08	<i>BLF</i>	0.81-1.08

Courtesy - National Brokers Limited.

TEA MARKETS AROUND THE WORLD

KOLKATA AUCTION

22ND/23RD NOVEMBER 2023 (SALE NO. 47)

Good demand for best and select good Assams at levels which are irregular around last. Fair demand for all other Assams at easier rates. Good demand for Dooars. Select weight of better Dooars selling around last levels. Medium and plainer Dooars are barely steady. W I - Active . HUL - Active . TCPL - Some enquiry. Exporters - Some enquiry. Local - Active Based on CB / JT's (1st session) Catalogue.

Courtesy - Associated Brokers Pvt Ltd, Kolkata

GUWAHATI AUCTION

21ST NOVEMBER 2023 (SALE NO. 47)

Fair demand at irregular around last levels. (TBG -65.06 %, ATB running at 74.96%). HUL / Other blenders / Western India / Internal / Exporters operating.

Courtesy - Associated Brokers (Pvt) Ltd, Guwahati

COCHIN AUCTION

21ST NOVEMBER 2023 (SALE NO. 47)

CTC DUST

DEMAND: Good (87% sold)

MARKET: Opened on a barely steady note. As the sale progressed prices were irregular and easier by re.1/- to rs.2/- and sometimes more and witnessed some withdrawal.

BUYING PATTERN

AVT active on good liquoring teas and absorbed more quantity compared to last week. Devgiri tea & Produce and one of the major packeteer (tcpl) lent fair support. Other packeteer (hul) selective. Upcountry buyers and kerala loose tea traders selective and subdued. Kerala state civil supplies

DID NOT OPERATE. Indcoserve operated. All blenders together absorbed 60% of the total CTC

QUANTITY SOLD. Exporters operated at bottom of the market.

ORTHODOX DUST

DEMAND: less (39% sold)

MARKET: lower and witnessed some withdrawal.

BUYING PATTERN:

Exporters and upcountry buyers absorbed the small quantity of orthodox dust sold.

Courtesy - FORBES, EWART & FIGGIS PVT. LTD

MALAWI AUCTION

The above market report details were not available at the time of printing this publication.